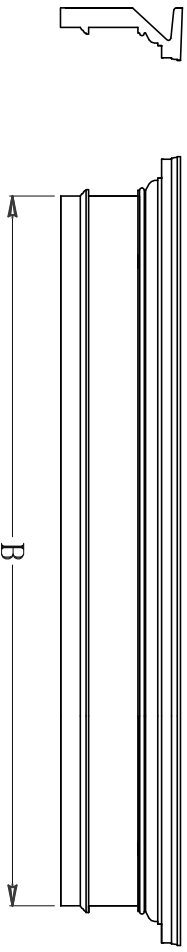
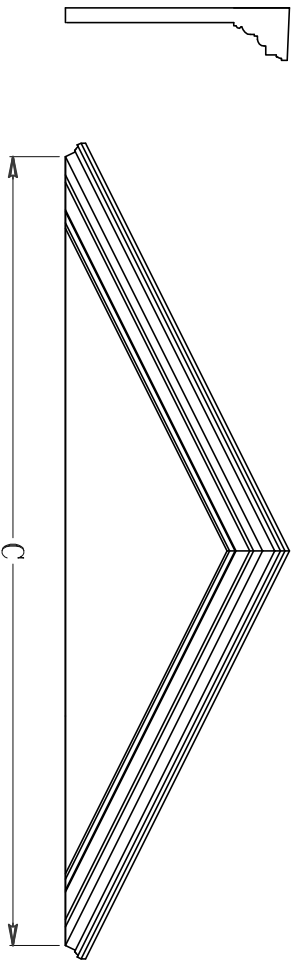


CUSTOMER NAME: _____

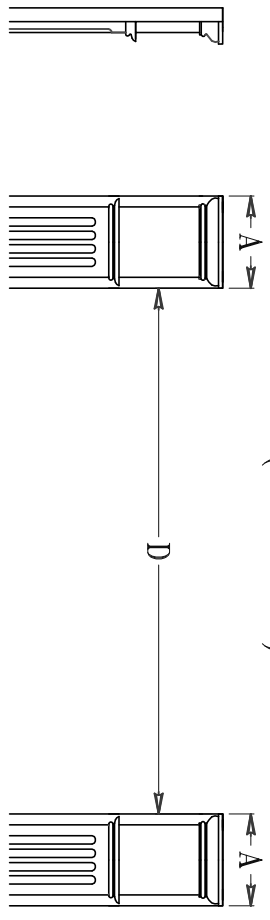
CUSTOMER ORDER NUMBER: _____

CUSTOMER SUPPORT REP: _____

TECHNICAL SUPPORT REP: _____



(A+D+A=B)



MEASUREMENTS =

_____ + _____ + _____ = _____
 A D A B

NOTES: DETERMINE YOUR ENTRANCE OPENING FIRST, THEN CHOOSE THE STYLE AND WIDTH OF PLASTER YOU DESIRE. USING THE FORMULA BELOW CALCULATE THE MEASUREMENTS NEEDED TO ORDER THE CORRECT CROSSHEAD AND PEDIMENT TO MEET YOUR REQUIREMENTS. (IF YOU HAVE ANY QUESTIONS CONTACT TECHNICAL SUPPORT.)

DIMENSION C IS GENERALLY DETERMINED BY THE FLAT AREA OF BOTTOM OF THE PEDIMENT, WHICH SITS ON TOP OF THE CROSSHEAD. THE ENDS OF THE PEDIMENT WILL OVERHANG THE CROSSHEAD SLIGHTLY ON EITHER EDGE.

APEX PEDIMENT ITEM NUMBER: _____

APEX CROSSHEAD ITEM NUMBER: _____

APEX PLASTER ITEM NUMBER: _____

APEX CUSTOM PART NUMBER: _____

CONTACT NAME: _____

CONTACT PHONE/FAX NUMBER: _____

QUOTE NUMBER: _____

QUANTITY: _____

Customer Signature: _____

Date: _____

TITLE: **COMBINATION CROSSHEAD**

SPEC SHEET NUMBER: **30-001**



105 Church Lane
 Red Lion, PA 17356
 Ph. (717) 246-1948 or (877) 396-1777
 Fax (717) 244-8187
 Visit our website at: www.aumill.com

ALL ITEMS ARE DRAWN FOR PRESENTATION PURPOSES ONLY, THEREFORE IMAGE SHOWN MAY VARY SLIGHTLY FROM FINISHED ACTUAL PART. DRAWING SHOWN IS TO INDICATE GENERAL ARRANGEMENT AND DESIGN. APEX RESERVES THE RIGHT TO CHANGE ANY PRODUCT DESIGN WITHOUT NOTIFICATION.